

1. Make a double-sided copy of the mini-book pages.
2. Cut the page in half and fold along the dotted line.
3. Put the pages in order and staple them together.

## More Words

---

---

---

---


---

---

## MY FIRST WORDS

# MY SPRING WORDS

Copyright © by KIZCLUB.COM. All rights reserved.



nest


---

---

---

---

12



chick

---

---


---

---

1

This book belongs to:

\_\_\_\_\_



grass

\_\_\_\_\_  
\_\_\_\_\_  
\_\_\_\_\_  
\_\_\_\_\_


13



rain

\_\_\_\_\_  
\_\_\_\_\_  
\_\_\_\_\_  
\_\_\_\_\_

2



flowers

\_\_\_\_\_  
\_\_\_\_\_  
\_\_\_\_\_  
\_\_\_\_\_

11



plant

---

---

---

---

6



butterfly


---

---

---

---

7



seeds

---

---

---

---

4



bee


---

---

---

---

9



frog


---

---

---

---

⑧



bunny


---

---

---

---

⑤



blossoms


---

---

---

---

⑩



sprout

---

---

---

---

③