

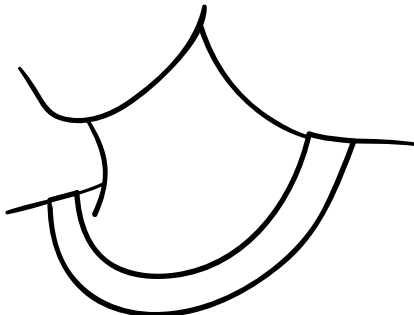
1. Cut out the title page and the last page.
1. Make a double-sided copy of the mini-book pages.(page2-page3)
2. Cut the page in half and fold along the dotted line.
3. Put the pages in order and staple them together.

MY FIRST WORDS

BODY PARTS(I)


by _____

Copyright © by KIZCLUB.COM. All rights reserved.




neck

9




head

②



mouth

⑦




eye

④



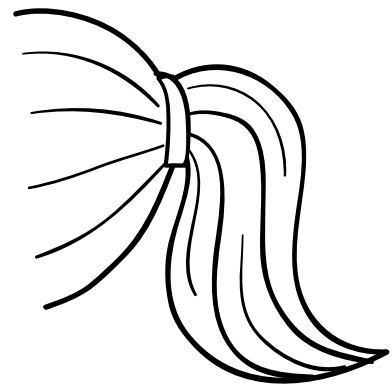
ear

⑤




chin

⑧



hair

①



nose

⑥



eyebrow

③


1. Cut out the title page and the last page.
1. Make a double-sided copy of the mini-book pages.(page2-page3)
2. Cut the page in half and fold along the dotted line.
3. Put the pages in order and staple them together.

MY FIRST WORDS

BODY PARTS(II)

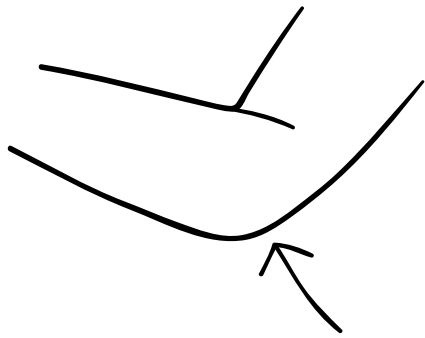
by _____

Copyright © by KIZCLUB.COM. All rights reserved.



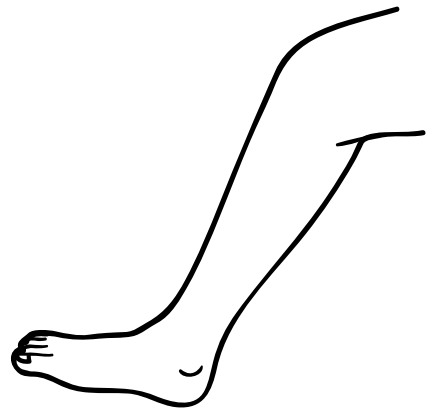
toes

9




elbow

②



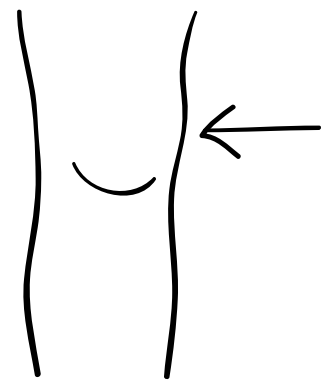
leg

⑦




hand

④



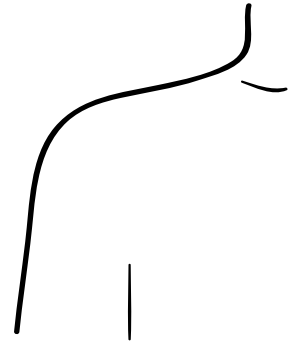
knee

⑤



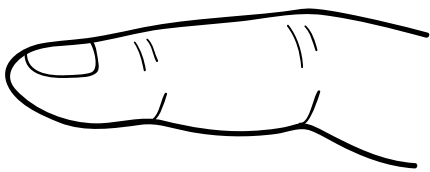
foot

⑧



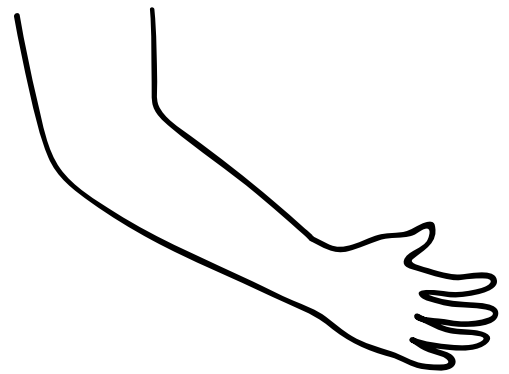
shoulder

①



finger

⑥



arm

③