

1. Make a double-sided copy of the mini-book pages.

2. Cut the page in half and fold along the dotted line.

3. Put the pages in order and staple them together.

More Words

nice _____

spice _____

twice _____

advice _____

vice _____

Copyright © by KIZCLUB.COM. All rights reserved.

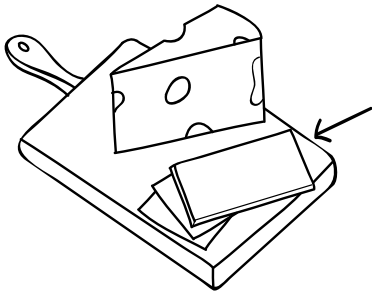
⑧

Word Family

-ice

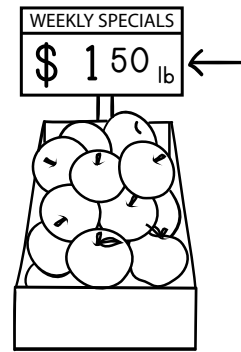
by _____

①



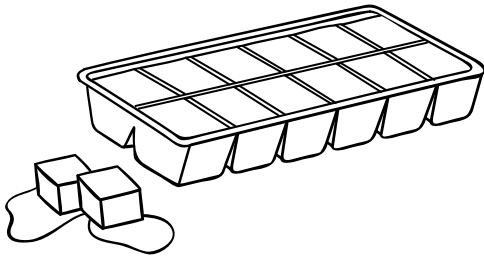
slice

⑥




price

③




ice

②




dice

⑦



mice

④



rice

⑤

1. Make a double-sided copy of the mini-book pages.

3. Put the pages in order and staple them together.

2. Cut the page in half and fold along the dotted line.

More Words

trick _____

tick _____

quick _____

stick _____

flick _____

Copyright © by KIZCLUB.COM. All rights reserved.


⑧

Word Family

-ick

by _____

①



chick

⑥




lick

③



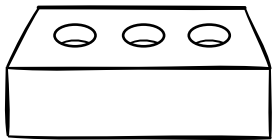
sick

②



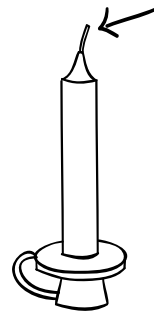
pick

⑦



brick

④



wick

⑤

1. Make a double-sided copy of the mini-book pages.

3. Put the pages in order and staple them together.

2. Cut the page in half and fold along the dotted line.

More Words

will _____

fill _____

bill _____

thrill _____

chill _____

Copyright © by KIZCLUB.COM. All rights reserved.


⑧

Word Family

-ill

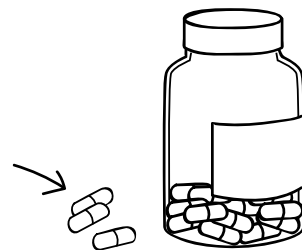
by _____

①



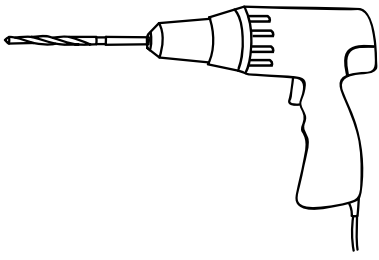
mill

⑥



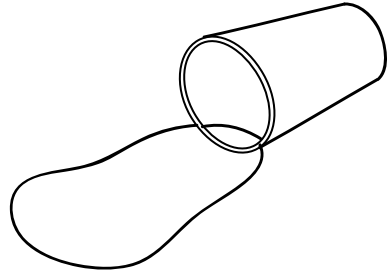
pill

③



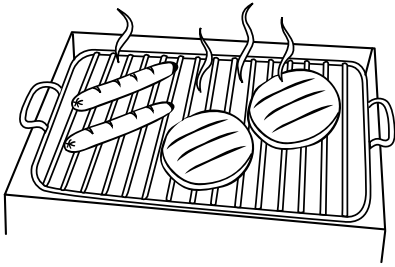
drill

②




spill

⑦



grill

④



hill

⑤

1. Make a double-sided copy of the mini-book pages.

3. Put the pages in order and staple them together.

2. Cut the page in half and fold along the dotted line.

More Words

grin _____

skin _____

tin _____

thin _____

spin _____

Copyright © by KIZCLUB.COM. All rights reserved.

⑧

Word Family

-in


by _____

①




win

⑥




fin

③



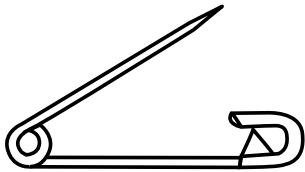
bin

②



twin

⑦



pin

④



chin

⑤

1. Make a double-sided copy of the mini-book pages.

3. Put the pages in order and staple them together.

2. Cut the page in half and fold along the dotted line.

More Words

clip _____

hip _____

chip _____

tip _____

dip _____

Copyright © by KIZCLUB.COM. All rights reserved.


⑧

Word Family

-ip

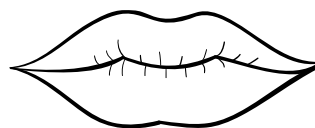
by _____

①



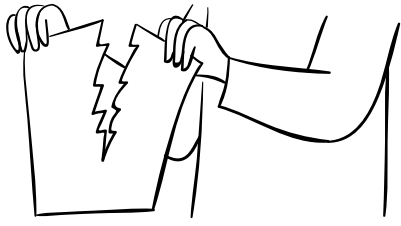
ship

⑥




lip

③



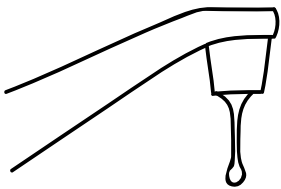
rip

②



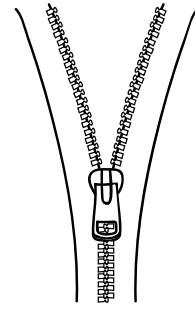
skip

⑦



drip

④



zip

⑤

1. Make a double-sided copy of the mini-book pages.
2. Cut the page in half and fold along the dotted line.

3. Put the pages in order and staple them together.

More Words

hub _____

bub _____

grub _____

club _____

stub _____

Copyright © by KIZCLUB.COM. All rights reserved.


⑧

Word Family

-ub

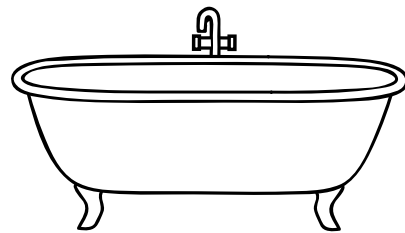
by _____

①




shrub

⑥



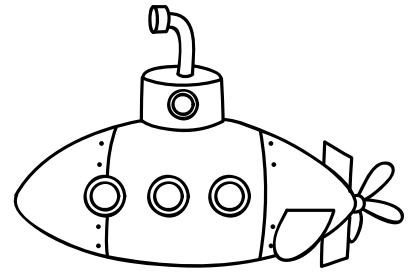
tub

③




cub

②




sub

⑦



rub

④



scrub

⑤

1. Make a double-sided copy of the mini-book pages.
2. Cut the page in half and fold along the dotted line.

3. Put the pages in order and staple them together.

More Words

luck _____

pluck _____

tuck _____

yuck _____

stuck _____

Copyright © by KIZCLUB.COM. All rights reserved.


⑧

Word Family

-uck


by _____

①




cluck

⑥




puck

③




buck

②



truck

⑦



duck

④



suck

⑤

More Words

slug _____

chug _____

pug _____

tug _____

dug _____

Copyright © by KIZCLUB.COM. All rights reserved.

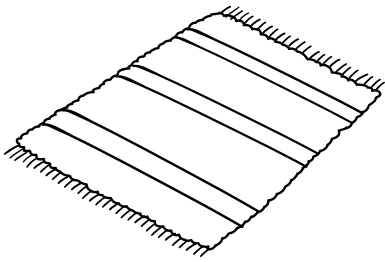
⑧

Word Family

-ug


by _____

①



rug

⑥



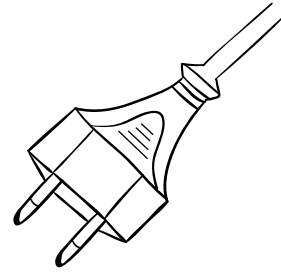
hug

③



bug

②




plug

⑦



jug

④



mug

⑤

1. Make a double-sided copy of the mini-book pages.
2. Cut the page in half and fold along the dotted line.

3. Put the pages in order and staple them together.

More Words

pun _____

stun _____

spun _____

shun _____

Copyright © by KIZCLUB.COM. All rights reserved.

⑧

Word Family

-un

by _____

①




fun

⑥




nun

③



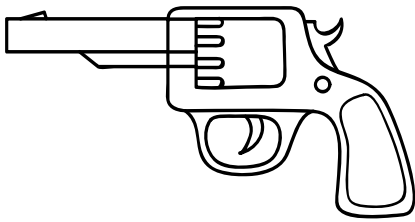
bun

②




run

⑦



gun

④



sun

⑤